

SignalOn® Series

RF Signal Management



5RU Chassis
(front view)




Active & Passive Products

Accessories:

- ▶ Patented make-before-break attenuator pad design for uninterrupted signal balancing
- ▶ Clear attenuator pad covers & patented pad guides for simplified maintenance
- ▶ One year warranty on all passive modules
- ▶ NEBS Level 3 compliant


Plug-in EQs: JXP-style Specifications

85 MHz MODELS				
PART NUMBER	INSERTION LOSS (dB)		LINEARITY (dB)	RETURN LOSS (dB)
	5 MHz	85 MHz	5-85 MHz	5-85 MHz
JXPEQL85-2	2.5	0.5	0.3	≥ 20
JXPEQL85-4	4.5	0.5	0.3	≥ 20
JXPEQL85-6	6.5	0.5	0.3	≥ 20
JXPEQL85-8	8.5	0.5	0.3	≥ 20




* = EQ Value

204 MHz MODELS				
PART NUMBER	INSERTION LOSS (dB)		LINEARITY (dB)	RETURN LOSS (dB)
	5 MHz	204 MHz	5-204 MHz	5-204 MHz
JXPEQL204-2	2.5	0.6	0.3	≥ 20
JXPEQL204-4	4.5	0.6	0.3	≥ 20
JXPEQL204-6	6.5	0.6	0.3	≥ 20
JXPEQL204-8	8.5	0.7	0.3	≥ 20



* = EQ Value

1.002 GHz MODELS						
PART NUMBER	VALUE	BANDWIDTH (MHz)	INSERTION LOSS (dB)		EQ TOLERANCE (dB)	RETURN LOSS (dB)
			45 MHz	1002 MHz		
N-ACC-LE-02	2	45-1002	2	1	+/- 0.5	≥ 18
N-ACC-LE-03	3	45-1002	3	1		
N-ACC-LE-04	4	45-1002	4	1		
N-ACC-LE-05	5	45-1002	5	1		
N-ACC-LE-06	6	45-1002	6	1		
N-ACC-LE-07	7	45-1002	7	1		
N-ACC-LE-08	8	45-1002	8	1		
N-ACC-LE-09	9	45-1002	9	1		
N-ACC-LE-10	10	45-1002	10	1		
N-ACC-LE-11	11	45-1002	11	1		
N-ACC-LE-12	12	45-1002	12	1		
N-ACC-LE-13	13	45-1002	13	1		




** = EQ Value

Accessories:

Plug-in EQs: JXP-style Specifications (cont'd)

1.218 GHz MODELS						
PART NUMBER	VALUE (dB)	BANDWIDTH (MHz)	INSERTION LOSS (dB Max)		FLATNESS (± dB)	RETURN LOSS IN/OUT (dB)
			45 MHz	1218 MHz		
JXPEQLH-02	2	45-1218	2	1	< 0.2	20
JXPEQLH-03	3	45-1218	3	1	< 0.2	20
JXPEQLH-04	4	45-1218	4	1	< 0.2	20
JXPEQLH-05	5	45-1218	5	1	< 0.2	20
JXPEQLH-06	6	45-1218	6	1	< 0.2	20
JXPEQLH-07	7	45-1218	7	1	< 0.2	20
JXPEQLH-08	8	45-1218	8	1	< 0.2	20
JXPEQLH-09	9	45-1218	9	1	< 0.2	20
JXPEQLH-10	10	45-1218	10	1	< 0.2	20
JXPEQLH-11	11	45-1218	11	1	< 0.5	18
JXPEQLH-12	12	45-1218	12	1	< 0.5	18
JXPEQLH-13	13	45-1218	13	1	< 0.5	18
JXPEQLH-14	14	45-1218	14	1	< 0.5	18
JXPEQLH-15	15	45-1218	15	1	< 0.5	18
JXPEQLH-16	16	45-1218	16	1	< 0.5	18
JXPEQLH-17	17	45-1218	17	1	< 0.5	18
JXPEQLH-18	18	45-1218	18	1	< 0.5	18
JXPEQLH-19	19	45-1218	19	1	< 0.5	18
JXPEQLH-20	20	45-1218	20	1	< 0.5	18




* = EQ Value

Plug-in Attenuator Pads: JXP-style Specifications

1.218 GHz MODELS				
PART NUMBER	VALUE (dB)	BANDWIDTH (MHz)	INSERTION LOSS (dB Max)	RETURN LOSS (MHz)
N-ACC-AP-00	0	5-1218	< 0.15	20
N-ACC-AP-01	1	5-1218	± 0.25	20
N-ACC-AP-02	2	5-1218	± 0.25	20
N-ACC-AP-03	3	5-1218	± 0.25	20
N-ACC-AP-04	4	5-1218	± 0.25	20
N-ACC-AP-05	5	5-1218	± 0.25	20
N-ACC-AP-06	6	5-1218	± 0.25	20
N-ACC-AP-07	7	5-1218	± 0.25	20
N-ACC-AP-08	8	5-1218	± 0.25	20
N-ACC-AP-09	9	5-1218	± 0.25	20
N-ACC-AP-10	10	5-1218	± 0.25	20
N-ACC-AP-11	11	5-1218	± 0.25	20
N-ACC-AP-12	12	5-1218	± 0.25	20
N-ACC-AP-13	13	5-1218	± 0.25	20
N-ACC-AP-14	14	5-1218	± 0.25	20
N-ACC-AP-15	15	5-1218	± 0.25	20
N-ACC-AP-16	16	5-1218	± 0.5	20
N-ACC-AP-17	17	5-1218	± 0.5	20
N-ACC-AP-18	18	5-1218	± 0.5	20
N-ACC-AP-19	19	5-1218	± 0.5	20
N-ACC-AP-20	20	5-1218	± 0.5	20
N-ACC-AP-21	21	5-1218	± 0.5	20
N-ACC-AP-22	22	5-1218	± 0.5	20
N-ACC-AP-23	23	5-1218	± 0.5	20
N-ACC-AP-24	24	5-1218	± 0.5	20
N-ACC-AP-25	25	5-1218	± 0.5	20
N-ACC-AP-26	26	5-1218	± 0.5	20
N-ACC-TP-75	75 Ω Terminator	5-1218	--	20

NOTE:
Typical insertion loss data between upper frequency and lower frequency.



* = Attenuator Value

Accessories:

Ordering Information

Part Number	Description
Attenuator Pads (1.218 GHz)	
N-ACC-AP-XX	XX dB Pads, Qty 25 (XX = 00 through 26)
N-ACC-AP-S1	1-5 dB Pads, 5 of each Pad Value, Total Qty 25
N-ACC-AP-S2	6-10 dB Pads, 5 of each Pad Value, Total Qty 25
N-ACC-AP-S3	11-15 dB Pads, 5 of each Pad Value, Total Qty 25
N-ACC-AP-S4	16-20 dB Pads, 5 of each Pad Value, Total Qty 25
N-ACC-AP-S5	21-25 dB Pads, 5 of each Pad Value, Total Qty 25
N-ACC-AP-M0	3, 6, 9, 12, 15 dB Pads, 5 of each Pad Value, Total Qty 25
N-ACC-TP-75	75 ohm Termination Pads, Qty 25
Equalizer Pads	
N-ACC-LE-XX	Linear Plug-in EQ, 1 GHz (XX = 02 through 13 dB)
JXPEQL85-X	Linear Return Path JXP Plug-in EQ, 85 MHz (X = 2, 4, 6 or 8 dB)
JXPEQL204-X	Linear Return Path JXP Plug-in EQ, 204 MHz (X = 2, 4, 6 or 8 dB)
JXPEQLH-X	Linear JXP Plug-in EQ, 1.218 GHz (X = 02 through 20 dB)
DC Power Upgrade Kits	
N-ACC-PWRKIT-08B	2RU Chassis, Black – used to power 8-position
N-ACC-PWRKIT-20B	5RU Chassis, Black – used to power 20-position
Power Supply Accessories	
N-ACC-CBL-DC-DC	Power Cord for Power Supply
N-ACC-FAN	Fan Replacement Kit for Power Supply
N-ACC-FAN-01	Fan with Filter Replacement Kit for Power Supply
Blank Module Covers	
N-ACC-BLANK-01	Single Blank Panel Cover
Bulkhead Testpoint Panels	
N-MTPF2	Single Panel with 2 F-81 Bulkhead Connectors
N-MTPF6	Single Panel with 6 F-81 Bulkhead Connectors

SignalOn® Series is a registered trademark of ATX in the United States and/or other countries. Products or features contained herein may be covered by one or more U.S. or foreign patents. Other non-ATX product and company names mentioned in this data sheet are the property of their respective companies.



See web site for specifications & ordering information - www.atxnetworks.com

